

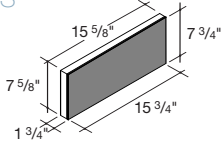


premium architectural masonry units

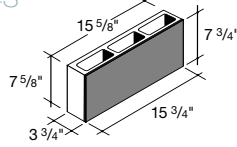
# Shapes & Sizes Astra-Glaze-SW+®

## Stretcher

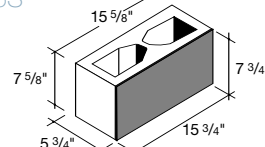
2S



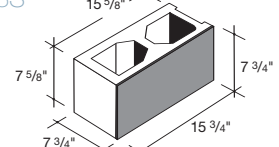
4S



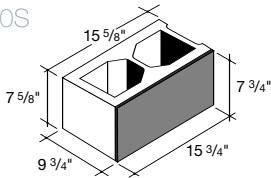
6S



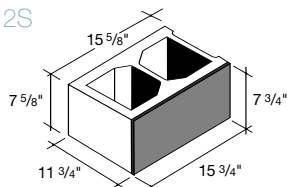
8S



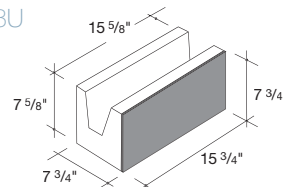
10S



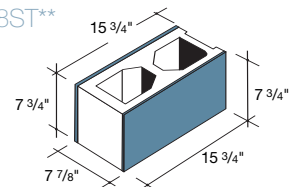
12S



8U



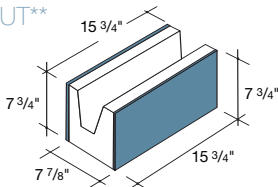
8ST\*\*



Also available in 4, 6, 10 & 12" thickness.

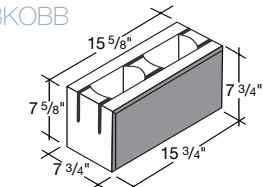
Also available in 4, 6, 10 & 12" thickness.

8UT\*\*



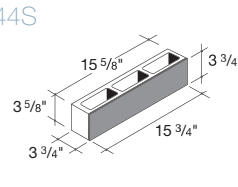
Also available in 4, 6, 10 & 12" thickness.

8KOB



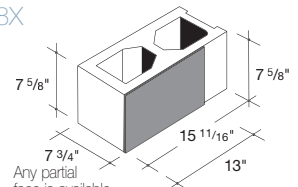
Also available in 6, 10 & 12" thickness.

44S



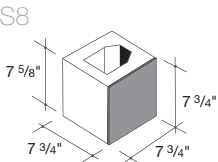
Also available in 2, 6, 8, 10 & 12" thickness.

8X



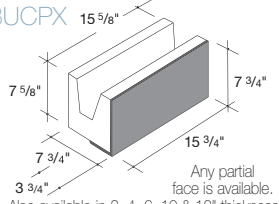
Any partial face is available. Also available in 2, 4, 6, 10 & 12" thickness.

8S8



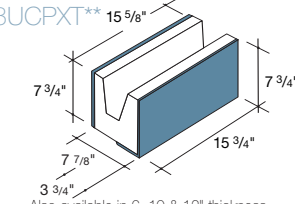
Also available in 2, 4, 6, 10 & 12" thickness.

8UCPX



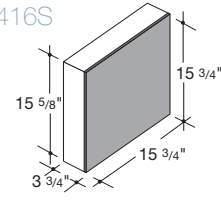
Any partial face is available. Also available in 2, 4, 6, 10 & 12" thickness.

8UCPXT\*\*

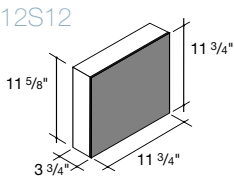


Also available in 6, 10 & 12" thickness.

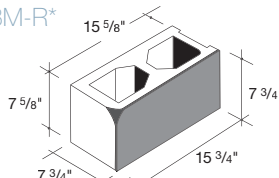
416S



412S12

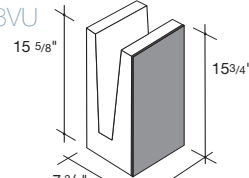


8M-R\*



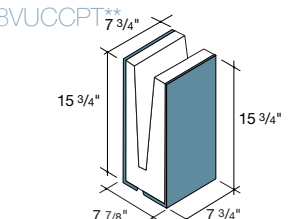
Also available in 2, 4, 6, 10 & 12" thickness.

8VU



Also available in 6, 10 & 12" thickness.

8VUCPXT\*\*



Note: Not all sizes are shown in this brochure. Please consult your nearest manufacturing facility.

\* Specify left or right (L or R)

\*\* See cautionary note regarding double-faced units in Installation Recommendations on Specifications Page.

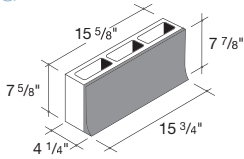


premium architectural masonry units

# Shapes & Sizes Astra-Glaze-SW+®

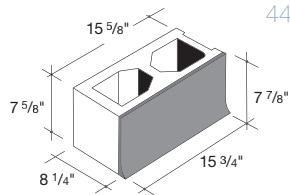
## Cove Base

4G



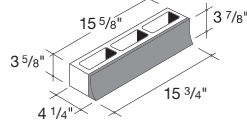
Also available in 2, 6, 8, 10 & 12" thickness.

8G



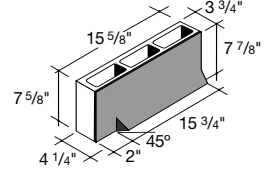
Also available in 2, 4, 6, 10 & 12" thickness.

44G



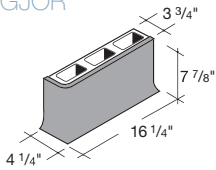
Also available in 2, 6, 8, 10 & 12" thickness.

4GDR\*



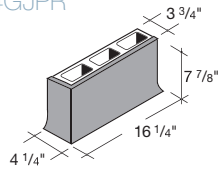
Also available in 2, 6, 8, 10 & 12" thickness.

4GJOR\*



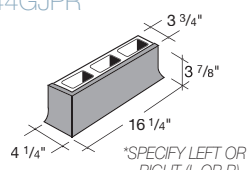
Also available in 2" thickness.

4GJPR\*



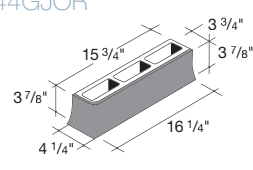
Also available in 2" thickness.

44GJPR\*



Also available in 2" thickness.

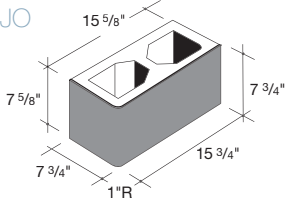
44GJOR\*



Also available in 2" thickness.

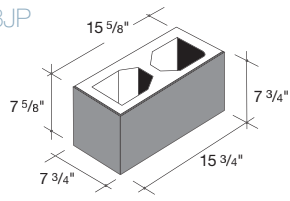
## Jamb

8JO



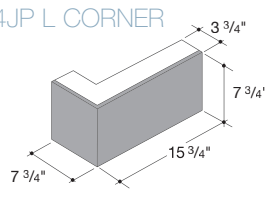
Also available in 2, 4 & 6" thickness.

8JP



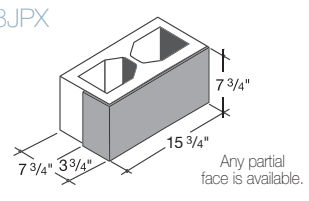
Also available in 2, 4 & 6" thickness.

4JP L CORNER



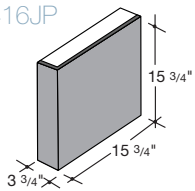
Also available in JO Corner.

8JPX



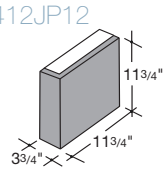
Also available in 4, 6, 10 & 12" thickness & JO Corner.

416JP



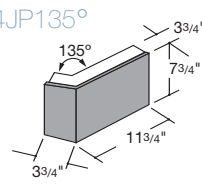
Also available in JO Corner.

412JP12



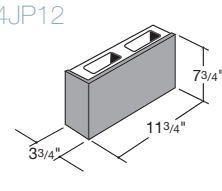
Also available in JO Corner.

4JP135°



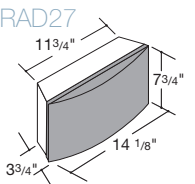
Also available in 6 & 8" thickness.

4JP12



Also available in JO Corner.

4RAD27



27" Radius Block

\* Specify left or right (L or R)



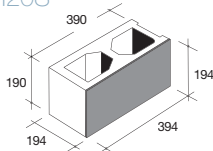
premium architectural masonry units

# Shapes & Sizes Astra-Glaze-SW+®

## Metric shapes/sizes are available

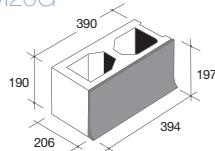
See your Trenwyth representative for details on metric shapes and sizes

M20S

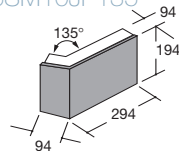


Also available in 5, 10, 15, 25, 35 cm thicknesses

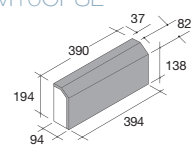
M20G



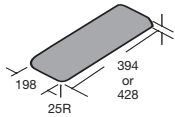
6SM10JP135°



M10CPSL

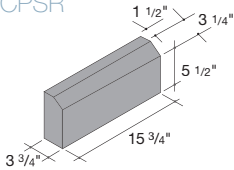


M520CCJO

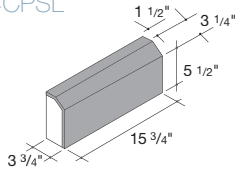


## Caps \*specify left or right (L or R)

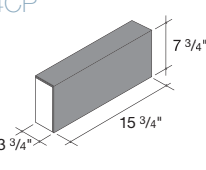
4CPSR



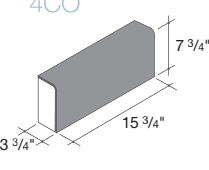
4CPSL



4CP

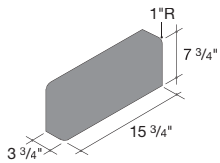


4CO



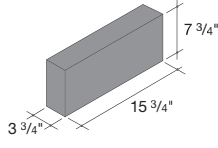
Also available in 2, 6 & 8" thickness.

Also available in 2, 6 & 8" thickness.



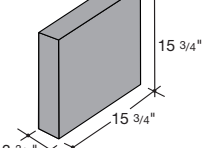
Also available in 2" thickness.

4CJPR\*



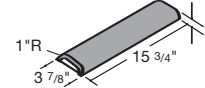
Also available in 2" thickness.

416CJP

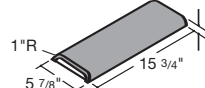


## 1" and 2" shapes series

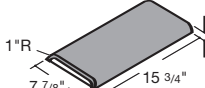
14CCO or 24CCO



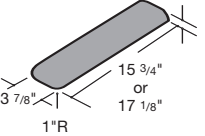
16CCO or 26CCO



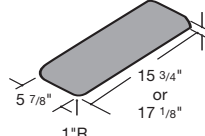
18CCO or 28CCO



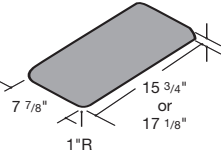
14CCJO or 24CCJO



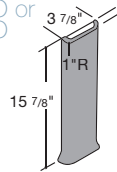
16CCJO or 26CCJO



18CCJO or 28CCJO

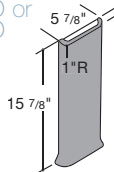


14VGCCO or 24VGCCO



1/2" toe matches standard "G" base units

16VGCCO or 26VGCCO



18VGCCO or 28VGCCO

