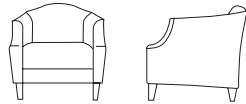


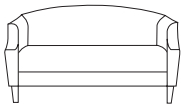
# Lounge Seating

	COM	COL	GROUP 1	GROUP 2	GROUP 3	GROUP 4	GROUP 5	GROUP 6 LEATHER A	GROUP 7 LEATHER B	GROUP 8	GROUP 9	GROUP 10
<b>ADVENT</b> 667-1 Lounge Chair	<b>2049</b>	<b>2254</b>	<b>2532</b>	<b>2748</b>	<b>2962</b>	<b>3176</b>	<b>3392</b>	<b>3606</b>	<b>3821</b>	<b>4035</b>	<b>4250</b>	<b>4465</b>
CANADA	2663	2930	3292	3572	3851	4129	4409	4687	4967	5246	5524	5804



OVERALL DIMENSIONS	31" w 32" d 31" h	COM 54"	4.5 yds.
SEAT DIMENSIONS	19" w 20.5" d 18.5" h	SHIPPING WEIGHT	55 lbs.
SEAT TO TOP OF BACK	16"	CUBIC FEET	28
TOP OF ARM TO FLOOR	26.5"	EXPOSED WOOD	maple
		SPECIFY	wood finish

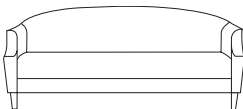
## ADVENT 667-2 Loveseat



<b>ADVENT</b> 667-2 Loveseat	<b>2504</b>	<b>2754</b>	<b>3142</b>	<b>3440</b>	<b>3739</b>	<b>4036</b>	<b>4334</b>	<b>4633</b>	<b>4931</b>	<b>5229</b>	<b>5527</b>	<b>5826</b>
CANADA	3255	3581	4085	4472	4860	5247	5634	6023	6410	6798	7185	7574

OVERALL DIMENSIONS	53" w 32" d 31" h	COM 54"	6.25 yds.
SEAT DIMENSIONS	41" w 20.5" d 18.5" h	SHIPPING WEIGHT	75 lbs.
SEAT TO TOP OF BACK	16"	CUBIC FEET	46
TOP OF ARM TO FLOOR	26.5"	EXPOSED WOOD	maple
		SPECIFY	wood finish

## ADVENT 667-3 Sofa



<b>ADVENT</b> 667-3 Sofa	<b>2950</b>	<b>3244</b>	<b>3756</b>	<b>4149</b>	<b>4543</b>	<b>4936</b>	<b>5330</b>	<b>5723</b>	<b>6117</b>	<b>6510</b>	<b>6904</b>	<b>7297</b>
CANADA	3834	4217	4882	5394	5906	6417	6929	7440	7952	8463	8975	9486

OVERALL DIMENSIONS	75" w 32" d 31" h	COM 54"	8.25 yds.
SEAT DIMENSIONS	63" w 20.5" d 18.5" h	SHIPPING WEIGHT	95 lbs.
SEAT TO TOP OF BACK	16"	CUBIC FEET	66
TOP OF ARM TO FLOOR	26.5"	EXPOSED WOOD	maple
		SPECIFY	wood finish

### OPTIONS

- CAL CAL TB 133, see upcharge and requirements page 4
- MB Moisture Barrier, see upcharges page 6

### TO ORDER:

- Specify product by number
- Specify options
- Specify wood finish (see page 4)
- Specify textile pattern and color (see pages 7-20)

### SAMPLE ORDER:

667-1 - CAL - MB - Caramel - Momentum Clique - Natural  
product no. option 1 option 2 finish pattern color