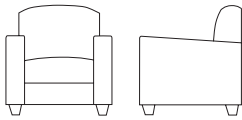
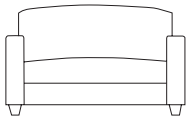


# Lounge Seating

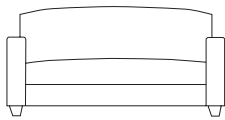
	COM	COL	GROUP 1	GROUP 2	GROUP 3	GROUP 4	GROUP 5	GROUP 6 LEATHER A	GROUP 7 LEATHER B	GROUP 8	GROUP 9	GROUP 10
<b>KANVAS</b> 676-1 Lounge Chair	<b>U.S.A.</b> 1121	1233	1477	1686	1896	2106	2315	2525	2734	2944	3153	3363
	CANADA 1457	1603	1920	2192	2465	2737	3010	3282	3554	3827	4099	4372
	OVERALL DIMENSIONS	34"w 32"d 32"h				COM 54"		5.5 yds.				
	SEAT DIMENSIONS	22"w 22"d 18"h				SHIPPING WEIGHT		55 lbs.				
	SEAT TO TOP OF BACK	15"				CUBIC FEET		25				
	TOP OF ARM TO FLOOR	24.5"				EXPOSED WOOD		maple				



<b>KANVAS</b> 676-2 Loveseat	<b>U.S.A.</b> 1504	1654	2039	2354	2669	2984	3299	3614	3929	4244	4558	4873
	CANADA 1955	2151	2651	3061	3470	3879	4289	4698	5107	5517	5926	6335
	OVERALL DIMENSIONS	51"w 32"d 32"h				COM 54"		8.5 yds.				
	SEAT DIMENSIONS	44"w 22"d 18"h				SHIPPING WEIGHT		75 lbs.				
	SEAT TO TOP OF BACK	15"				CUBIC FEET		36				
	TOP OF ARM TO FLOOR	24.5"				EXPOSED WOOD		maple				



<b>KANVAS</b> 676-3 Sofa	<b>U.S.A.</b> 1717	1889	2443	2870	3297	3724	4150	4577	5004	5431	5858	6285
	CANADA 2232	2456	3176	3731	4286	4841	5396	5950	6505	7060	7615	8170
	OVERALL DIMENSIONS	70"w 32"d 32"h				COM 54"		10 yds.				
	SEAT DIMENSIONS	67"w 22"d 18"h				SHIPPING WEIGHT		95 lbs.				
	SEAT TO TOP OF BACK	15"				CUBIC FEET		51				
	TOP OF ARM TO FLOOR	24.5"				EXPOSED WOOD		maple				



**OPTIONS**

- CAL CAL TB 133, see upcharge and requirements page 4
- MB Moisture Barrier, see upcharges page 6

TO ORDER:

- Specify product by number
- Specify options
- Specify wood finish (see page 4)
- Specify textile pattern and color (see pages 7-20)

SAMPLE ORDER:

676-1 - CAL - MB - Caramel - Momentum Clique - Natural  
product no option 1 option 2 finish pattern color