


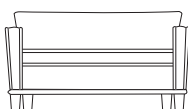
Lounge Seating

| | COM | COL | GROUP 1 | GROUP 2 | GROUP 3 | GROUP 4 | GROUP 5 | GROUP 6 LEATHER A | GROUP 7 LEATHER B | GROUP 8 | GROUP 9 | GROUP 10 |
|--------------------------------------|--------------------|------|---------|---------|---------|---------|---------|-------------------|-------------------|---------|---------|----------|
| MICK 625-1 Lounge Chair | U.S.A. 1424 | 1566 | 1928 | 2206 | 2485 | 2763 | 3042 | 3320 | 3599 | 3877 | 4156 | 4434 |
| | CANADA 1851 | 2036 | 2506 | 2868 | 3230 | 3592 | 3955 | 4317 | 4679 | 5041 | 5403 | 5765 |



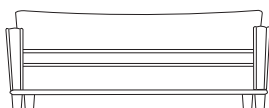
| | | | |
|-----------------------|------------------|-----------------|-------------|
| OVERALL DIMENSIONS | 33.5"w 31"d 31"h | COM 54" | 6 yds. |
| SEAT DIMENSIONS | 24"w 21"d 18"h | SHIPPING WEIGHT | 60 lbs. |
| SEAT TO TOP OF BACK | 16" | CUBIC FEET | 28 |
| TOP OF ARM TO FLOOR | 26" | EXPOSED WOOD | maple |
| SEAT CUSHION IS LOOSE | | SPECIFY | wood finish |

| | | | | | | | | | | | | |
|----------------------------------|--------------------|------|------|------|------|------|------|------|------|------|------|------|
| MICK 625-2 Loveseat | U.S.A. 1889 | 2077 | 2547 | 2909 | 3271 | 3632 | 3994 | 4356 | 4717 | 5079 | 5441 | 5802 |
| | CANADA 2455 | 2701 | 3312 | 3782 | 4252 | 4722 | 5192 | 5662 | 6133 | 6603 | 7073 | 7543 |



| | | | |
|------------------------------|------------------|-----------------|-------------|
| OVERALL DIMENSIONS | 57.5"w 31"d 31"h | COM 54" | 7.5 yds. |
| SEAT DIMENSIONS | 48"w 21"d 18.5"h | SHIPPING WEIGHT | 90 lbs. |
| SEAT TO TOP OF BACK | 16" | CUBIC FEET | 46 |
| TOP OF ARM TO FLOOR | 26" | EXPOSED WOOD | maple |
| SEAT IS SINGLE LOOSE CUSHION | | SPECIFY | wood finish |

| | | | | | | | | | | | | |
|------------------------------|--------------------|------|------|------|------|------|------|------|------|------|------|------|
| MICK 625-3 Sofa | U.S.A. 2249 | 2474 | 3038 | 3472 | 3906 | 4340 | 4774 | 5208 | 5641 | 6075 | 6509 | 6943 |
| | CANADA 2924 | 3216 | 3949 | 4514 | 5078 | 5642 | 6206 | 6770 | 7334 | 7898 | 8462 | 9026 |



| | | | |
|------------------------------|------------------|-----------------|-------------|
| OVERALL DIMENSIONS | 81.5"w 31"d 31"h | COM 54" | 9.25 yds. |
| SEAT DIMENSIONS | 72"w 21"d 18.5"h | SHIPPING WEIGHT | 120 lbs. |
| SEAT TO TOP OF BACK | 16" | CUBIC FEET | 66 |
| TOP OF ARM TO FLOOR | 26" | EXPOSED WOOD | maple |
| SEAT IS SINGLE LOOSE CUSHION | | SPECIFY | wood finish |

OPTIONS

| | |
|-----|--|
| CAL | CAL TB 133, see upcharge and requirements page 4 |
| CW | Contrasting Welt, \$150 |
| MB | Moisture Barrier, see upcharges page 6 |

TO ORDER:

- Specify product by number
- Specify options
- Specify wood finish (see page 4)
- Specify textile pattern and color (see pages 7-20)

SAMPLE ORDER:

625-1 - CW - CAL - MB - Caramel - Momentum Clique - Natural
product no. option 1 option 2 option 3 finish pattern color