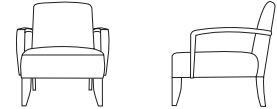


Lounge Seating

	COM	COL	GROUP 1	GROUP 2	GROUP 3	GROUP 4	GROUP 5	GROUP 6 LEATHER A	GROUP 7 LEATHER B	GROUP 8	GROUP 9	GROUP 10
U.S.A.	1109	1219	1383	1656	1930	2203	2477	2750	3024	3297	3571	3844
CANADA	1442	1585	1798	2153	2509	2864	3220	3575	3931	4286	4642	4997

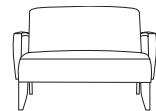
OVERALL DIMENSIONS	31"w 32"d 33"h	COM 54"	3.75 yds.
SEAT DIMENSIONS	25.5"w 21"d 18"h	SHIPPING WEIGHT	60 lbs.
SEAT TO TOP OF BACK	19"	CUBIC FEET	22
TOP OF ARM TO FLOOR	25"	EXPOSED WOOD SPECIFY	maple wood finish



MONIQUE
674-1
Lounge Chair

U.S.A.	1737	1913	2013	2286	2560	2833	3106	3380	3653	3927	4200	4474
CANADA	2258	2487	2616	2972	3327	3683	4038	4394	4749	5105	5461	5816

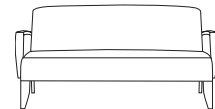
OVERALL DIMENSIONS	48"w 32"d 33"h	COM 54"	6 yds.
SEAT DIMENSIONS	42"w 21"d 18"h	SHIPPING WEIGHT	90 lbs.
SEAT TO TOP OF BACK	19"	CUBIC FEET	37
TOP OF ARM TO FLOOR	25"	EXPOSED WOOD SPECIFY	maple wood finish



MONIQUE
674-2
Loveseat

U.S.A.	2045	2248	2417	2790	3163	3536	3909	4282	4655	5028	5401	5774
CANADA	2658	2923	3143	3628	4112	4597	5082	5567	6051	6536	7021	7506

OVERALL DIMENSIONS	72"w 32"d 33"h	COM 54"	8.5 yds.
SEAT DIMENSIONS	66"w 21"d 18"h	SHIPPING WEIGHT	120 lbs.
SEAT TO TOP OF BACK	19"	CUBIC FEET	54
TOP OF ARM TO FLOOR	25"	EXPOSED WOOD SPECIFY	maple wood finish



MONIQUE
674-3
Sofa

OPTIONS

CAL	CAL TB 133, see upcharge and requirements page 4
MB	Moisture Barrier, see upcharges page 6
CW	Contrasting Welt, \$150
GA	Ganging Devices, \$80