


Lounge Seating

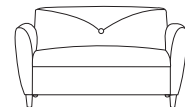
	COM	COL	GROUP 1	GROUP 2	GROUP 3	GROUP 4	GROUP 5	GROUP 6 LEATHER A	GROUP 7 LEATHER B	GROUP 8	GROUP 9	GROUP 10
U.S.A.	1234	1358	1621	1824	2027	2230	2432	2635	2838	3041	3243	3446
CANADA	1605	1765	2108	2371	2635	2899	3162	3426	3689	3953	4216	4480
OVERALL DIMENSIONS	31" w 29" d 31.5" h				COM 54"		4.25 yds.					
SEAT DIMENSIONS	21" w 19" d 19" h				SHIPPING WEIGHT		55 lbs.					
SEAT TO TOP OF BACK	16"				CUBIC FEET		28					
TOP OF ARM TO FLOOR	25"				EXPOSED WOOD		maple					
					SPECIFY		wood finish					

VAL
670-1
Lounge Chair



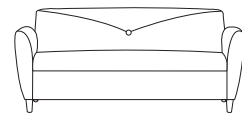
U.S.A.	1669	1836	1975	2280	2587	2892	3198	3504	3810	4115	4421	4727
CANADA	2170	2387	2567	2964	3363	3760	4157	4556	4953	5350	5747	6145
OVERALL DIMENSIONS	52" w 29" d 31.5" h				COM 54"		6 yds.					
SEAT DIMENSIONS	42" w 19" d 19" h				SHIPPING WEIGHT		75 lbs.					
SEAT TO TOP OF BACK	16"				CUBIC FEET		47					
TOP OF ARM TO FLOOR	25"				EXPOSED WOOD		maple					
					SPECIFY		wood finish					

VAL
670-2
Loveseat



U.S.A.	2048	2254	2419	2788	3157	3527	3896	4266	4635	5004	5374	5744
CANADA	2663	2930	3144	3624	4105	4585	5065	5545	6025	6506	6986	7467
OVERALL DIMENSIONS	72" w 29" d 31.5" h				COM 54"		7.25 yds.					
SEAT DIMENSIONS	63" w 19" d 19" h				SHIPPING WEIGHT		95 lbs.					
SEAT TO TOP OF BACK	16"				CUBIC FEET		66					
TOP OF ARM TO FLOOR	25"				EXPOSED WOOD		maple					
					SPECIFY		wood finish					

VAL
670-3
Sofa



OPTIONS

- CAL CAL TB 133, see upcharge and requirements page 4
- MB Moisture Barrier, see upcharges page 6