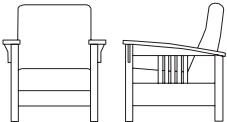
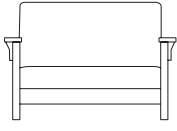



Lounge Seating

	COM	COL	GROUP 1	GROUP 2	GROUP 3	GROUP 4	GROUP 5	GROUP 6 LEATHER A	GROUP 7 LEATHER B	GROUP 8	GROUP 9	GROUP 10
SONORA 1902-1 Lounge Chair	U.S.A. 1905	2067	2200	2303	2406	2508	2611	2714	2816	2919	3022	3124
	CANADA 2477	2687	2861	2994	3128	3261	3394	3528	3661	3795	3928	4062
	OVERALL DIMENSIONS	36"w	33"d	36"h		COM 54"		2.5 yds.				
	SEAT DIMENSIONS	24"w	20"d	19"h		SHIPPING WEIGHT		105 lbs.				
	SEAT TO TOP OF BACK	19"				CUBIC FEET		40				
	TOP OF ARM TO FLOOR	25"				EXPOSED WOOD		ash				
						SPECIFY		wood finish				

SONORA 1902-2 Loveseat	U.S.A. 2337	2570	2812	2997	3183	3369	3555	3741	3926	4112	4298	4484
	CANADA 3038	3341	3655	3897	4138	4380	4621	4863	5104	5346	5587	5829
	OVERALL DIMENSIONS	55"w	33"d	36"h		COM 54"		4.5 yds.				
	SEAT DIMENSIONS	43"w	20"d	19"h		SHIPPING WEIGHT		135 lbs.				
	SEAT TO TOP OF BACK	19"				CUBIC FEET		66				
	TOP OF ARM TO FLOOR	25"				EXPOSED WOOD		ash				
						SPECIFY		wood finish				

SONORA 1902-3 Sofa	U.S.A. 2707	2978	3334	3609	3883	4157	4431	4705	4980	5254	5528	5802
	CANADA 3519	3871	4335	4691	5048	5404	5761	6117	6474	6830	7186	7543
	OVERALL DIMENSIONS	79"w	33"d	36"h		COM 54"		6.5 yds.				
	SEAT DIMENSIONS	67"w	20"d	19"h		SHIPPING WEIGHT		170 lbs.				
	SEAT TO TOP OF BACK	19"				CUBIC FEET		101				
	TOP OF ARM TO FLOOR	25"				EXPOSED WOOD		ash				
						SPECIFY		wood finish				

OPTIONS

- CAL CAL TB 133, see upcharge and requirements page 4
- MB Moisture Barrier, see upcharges page 6

TO ORDER:

- Specify product by number
- Specify options
- Specify textile pattern and color (see pages 7-20)

SAMPLE ORDER:

1902-1 - CAL - MB - Momentum Clique - Natural
product no .option 1 option 2 pattern color

Occasional Tables

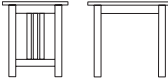
COM

Refer to page 4 to select standard Carolina laminates from Nevamar and WilsonArt at no up-charge or you may choose special-order laminates from any manufacturer for an up-charge of \$150.

SONORA

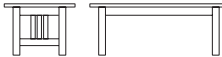
U.S.A. 1204	OVERALL DIMENSIONS	20"w 26"d 21.5"h
CANADA 1565	SHIPPING WEIGHT	40 lbs.
	CUBIC FEET	20
	EXPOSED WOOD	ash with laminate top
	SPECIFY	wood finish & laminate top

902L-20x26
End Table



U.S.A. 1300	OVERALL DIMENSIONS	48"w 24"d 16.5"h
CANADA 1690	SHIPPING WEIGHT	55 lbs.
	CUBIC FEET	46
	EXPOSED WOOD	ash with laminate top
	SPECIFY	wood finish & laminate top

902L-24x48
Cocktail Table



SONORA FEATURES LOUNGE COMPANIONS.

OCCASIONAL
TABLES