

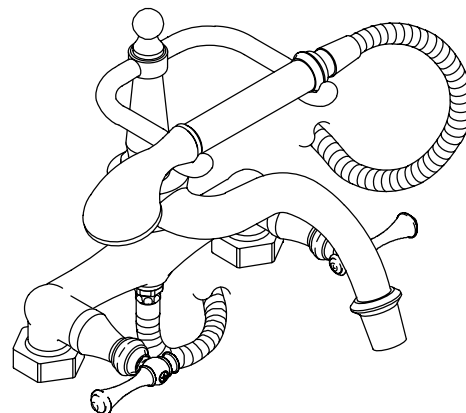
#### FEATURES

- Brass construction
- Bath- or deck-mount
- Brass valve bodies
- 1/2" quarter-turn washerless ceramic disc valves
- 9-5/8" (24.4cm) diverter spout
- Traditional handles
- Handshower and 69" (175.3cm) hose

#### CODES/STANDARDS APPLICABLE

Specified model meets or exceeds the following:

- ASME/ANSI A112.18.1M
- ASSE 1014
- ASSE 1025
- CSA B125
- CSA B64
- IAPMO/UPC
- Listed in the State of Wisconsin

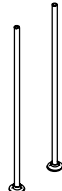
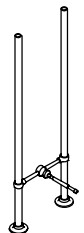


ADA

#### COLORS/FINISHES

- CP Polished Chrome
- PB Polished Brass
- Other Refer to Faucets Price Book for additional finishes

#### SPECIFIED MODEL:


Model	Description			
K-16210-4A	With Traditional Handles	<input type="checkbox"/> CP	<input type="checkbox"/> PB	<input type="checkbox"/> Other_____
Required Accessory		 		
K-126	27-7/8" (70.8cm) Riser Tubes, Pair (For Deck-Mount Bath Faucet Installation)	<input type="checkbox"/> CP	<input type="checkbox"/> PB	<input type="checkbox"/> Other_____
K-127	27-7/8" (70.8cm) Riser Tubes, Pair (For K-100 Birthday Bath Installation)		<input type="checkbox"/> CP	<input type="checkbox"/> PB <input type="checkbox"/> Other_____
K-128	31-1/2" (80cm) Riser Tubes, Pair (For K-700 Vintage Bath Installation)		<input type="checkbox"/> CP	<input type="checkbox"/> PB <input type="checkbox"/> Other_____

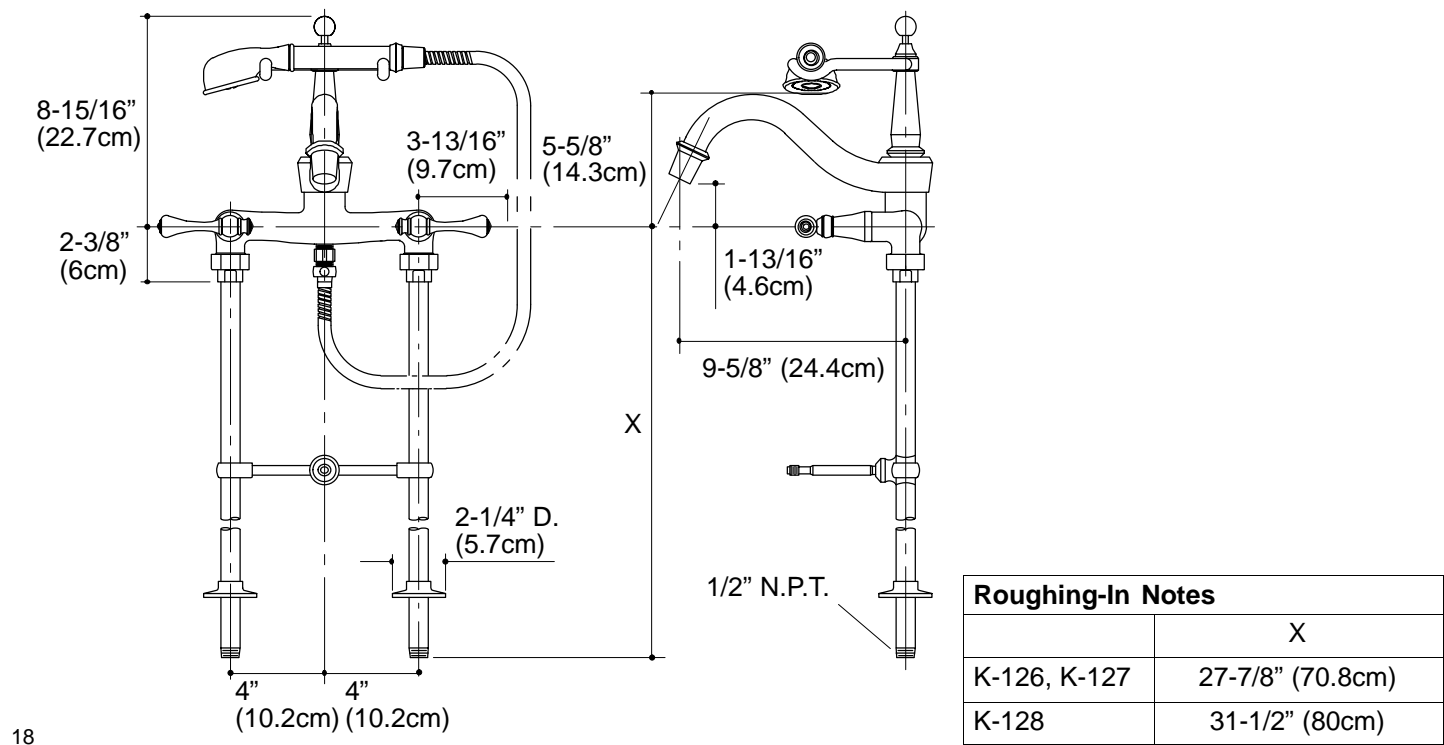
Optional Accessories on Page 2.

#### PRODUCT SPECIFICATION:

Two-handle bath or deck-mount bath faucet with handshower shall be of brass construction. Faucet shall feature brass valve bodies. Faucet shall feature 1/2" quarter-turn washerless ceramic disc valves, assuring positive handle stop positioning. Product shall require riser tubes. Product shall include 9-5/8" (24.4cm) diverter spout, handles, and handshower with 69" (175.3cm) hose. Faucet shall be Kohler Model K-16210-\_\_\_\_\_-\_\_\_\_\_, and riser tubes shall be Kohler Model K-\_\_\_\_\_-\_\_\_\_\_.

REVIVAL™

Optional Accessories				
K-101	Wall-Mount Adapter Kit	<input type="checkbox"/> CP	<input type="checkbox"/> PB	<input type="checkbox"/> Other_____
K-6525	Wall-Mount Handshower Holder	<input type="checkbox"/> CP <input type="checkbox"/> PB <input type="checkbox"/> Other_____		



18

PRODUCT DIAGRAM